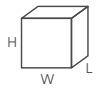
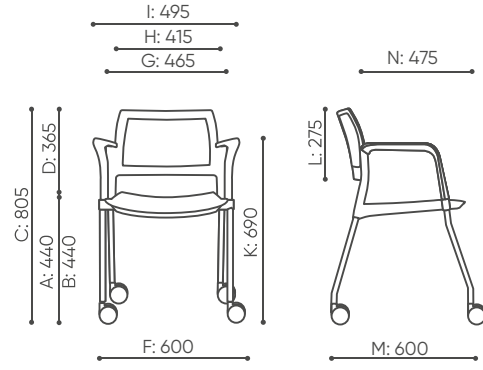


H: 880 1 szt.
W: 620 St.
L: 580 pc.

H: 970 2 szt.
W: 660 St.
L: 610 pc.

kg
netto 6
brutto 9

KY 261 1M

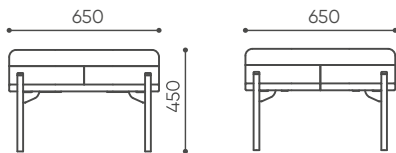


H: 880 1 szt.
W: 620 St.
L: 580 pc.

H: 970 2 szt.
W: 660 St.
L: 610 pc.

kg
netto 8
brutto 11

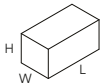
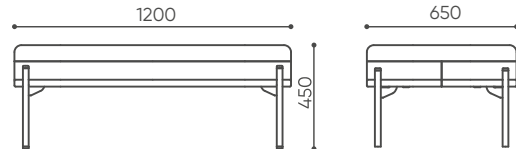
KY 260 1M



H: 470
L: 680
W: 655

kg
netto 18,5
brutto 21

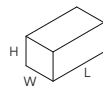
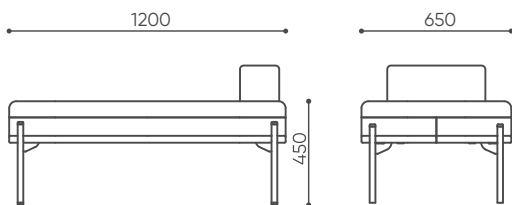
LP SFF 0



H: 620
L: 1240
W: 660

kg
netto 29,5
brutto 33,5

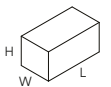
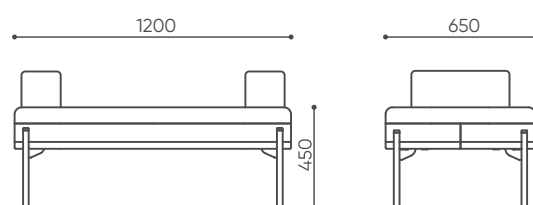
LP SFF 100



H: 620
L: 1240
W: 660

kg
netto 31
brutto 35

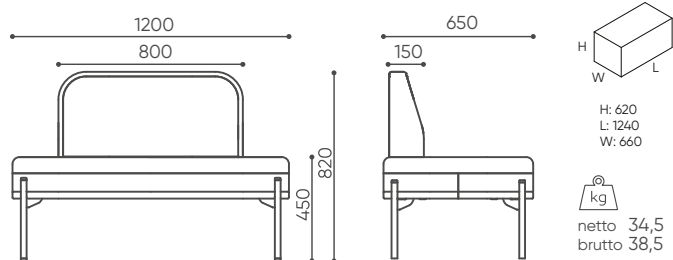
LP SFF 101 L/R



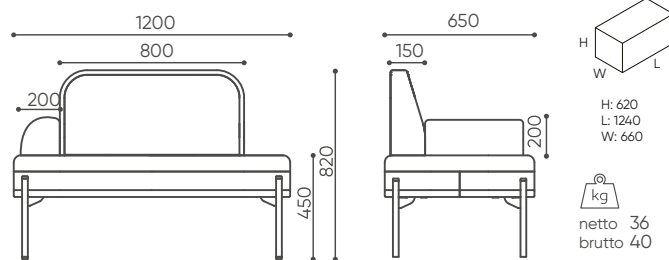
H: 620
L: 1240
W: 660

kg
netto 32,5
brutto 36,5

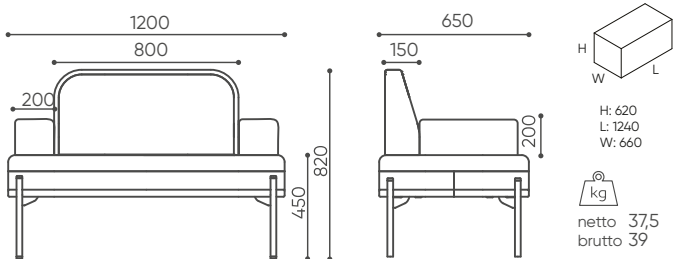
LP SFF 102



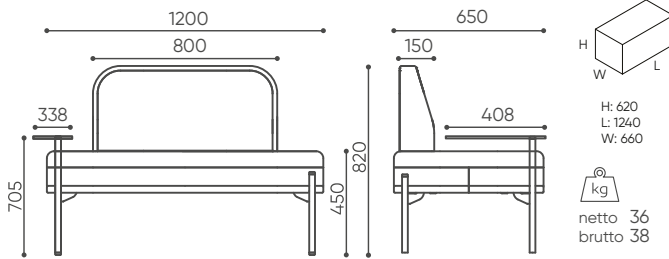
LP SFF/SFP 110



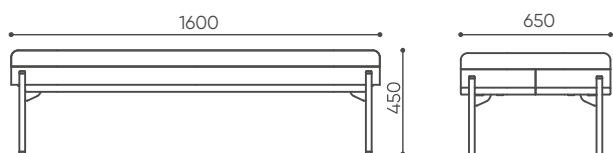
LP SFF/SFP 111 L/R



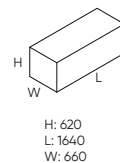
LP SFF/SFP 112



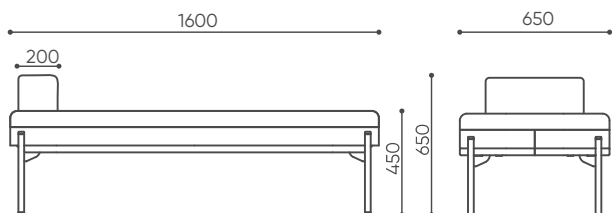
LP SFF 110 + TB410M



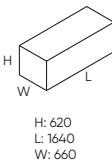
LP SFF 200



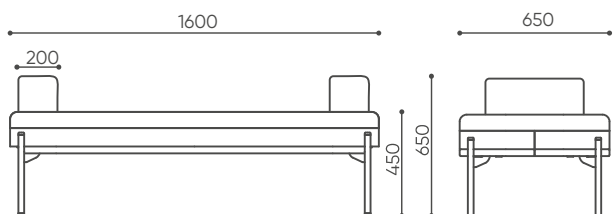
kg
netto 37,5
brutto 42



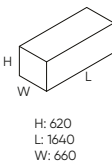
LP SFF 201 L/R



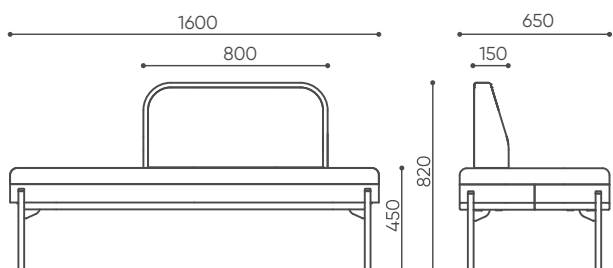
kg
netto 39
brutto 44,5



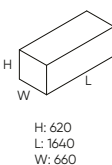
LP SFF 202



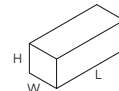
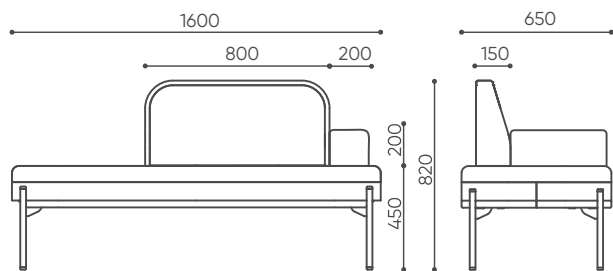
kg
netto 40,5
brutto 46,5



LP SFF 210



kg
netto 42,5
brutto 46,5

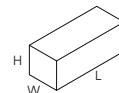
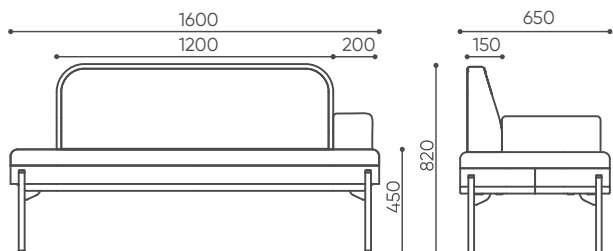


H: 620
L: 1640
W: 660



netto 44
brutto 48,5

LP SFF 211 L/R

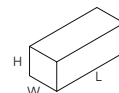
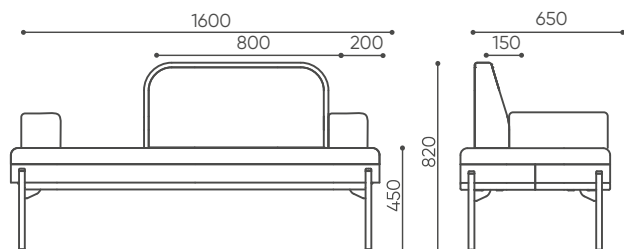


H: 620
L: 1640
W: 660



netto 47
brutto 51

LP SFF/SFP 221 L/R

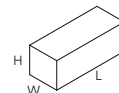
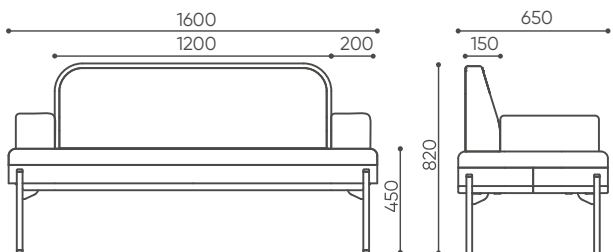


H: 620
L: 1640
W: 660



netto 45
brutto 51

LP SFF 212

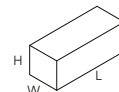
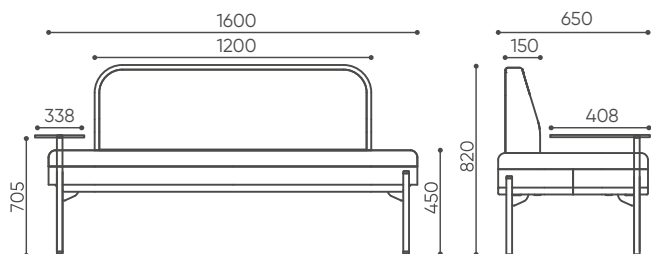


H: 620
L: 1640
W: 660



netto 47,8
brutto 50

LP SFF/SFP 222

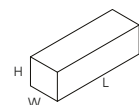



H: 620
L: 1640
W: 660



netto 47
brutto 49

LP SFF 220 + TB410M

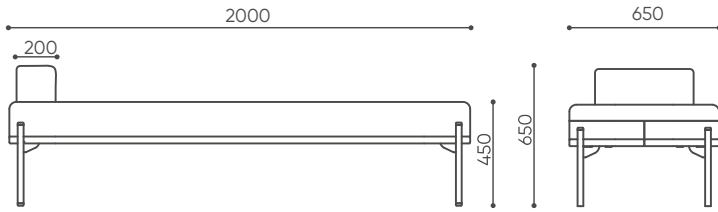


H: 620
L: 2020
W: 660

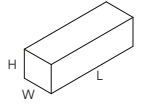


netto 45,5
brutto 49,5

LP SFF 300



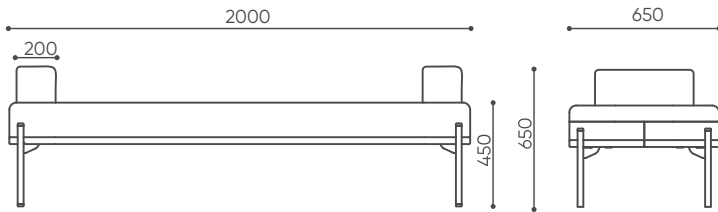
LP SFF 301 L/R



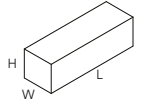
H: 620
L: 2020
W: 660



netto 47
brutto 51,5



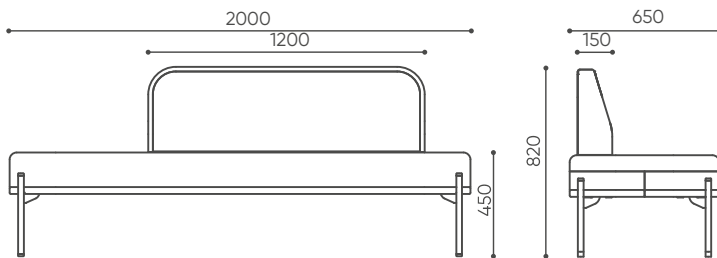
LP SFF 302



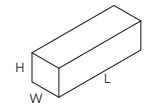
H: 620
L: 2020
W: 660



netto 48,5
brutto 53



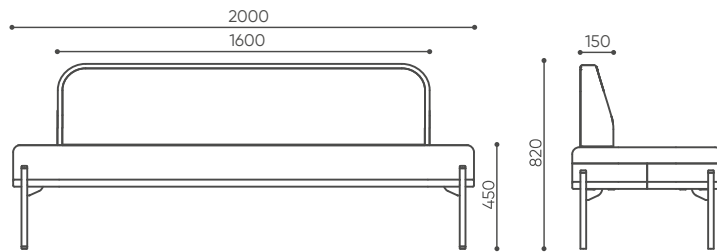
LP SFF 320



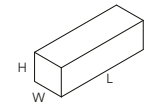
H: 620
L: 2020
W: 660



netto 53,5
brutto 58



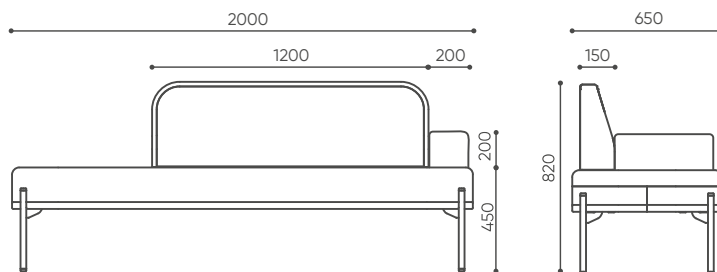
LP SFF/SFP 330



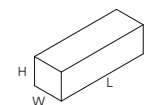
H: 620
L: 2020
W: 660



netto 56
brutto 60,5



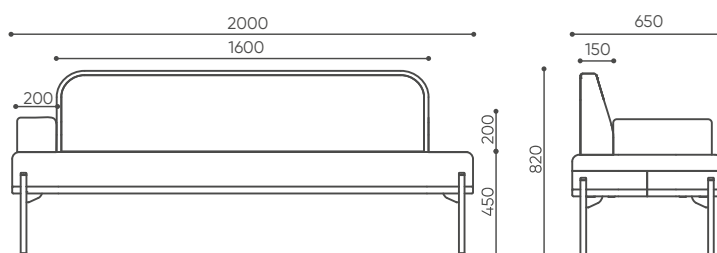
LP SFF 321 L/R



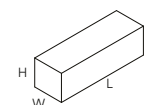
H: 620
L: 2020
W: 660



netto 55
brutto 59,5



LP SFF/SFP 331 L/R

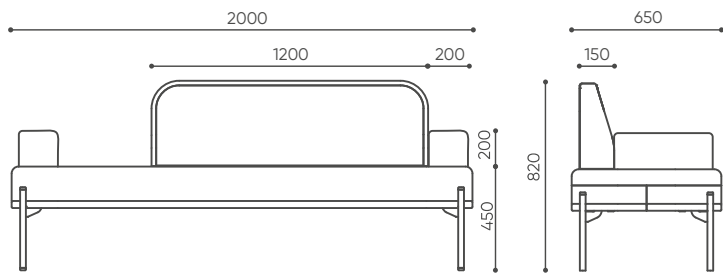


H: 620
L: 2020
W: 660

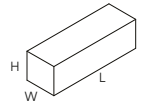


netto 57,5
brutto 61,5

leaf_pod



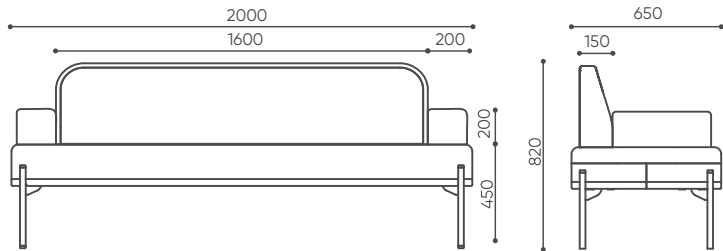
LP SFF 322



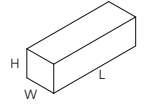
H: 620
L: 2020
W: 660



netto 56,5
brutto 60,5



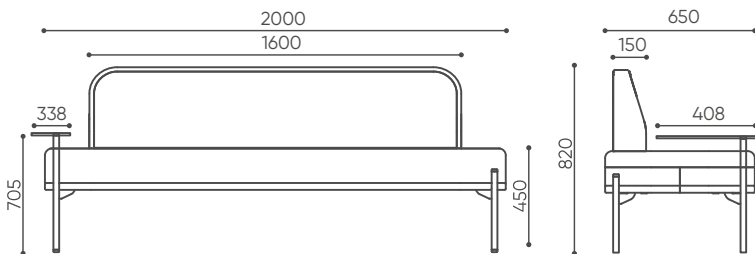
LP SFF/SFP 332



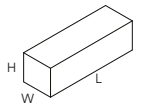
H: 620
L: 2020
W: 660



netto 58,5
brutto 61



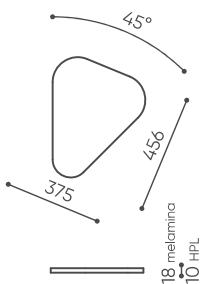
LP SFF 330 + TB410M



H: 620
L: 2020
W: 660



netto 57,5
brutto 60

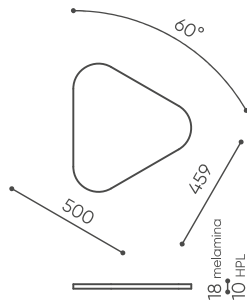


LP LTB 45

pakowane w folię bąbelkową
verpackt in Blasefolie
wrapped with bubble foil



netto 2,4
brutto 3,4

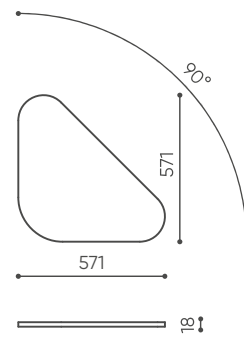


LP LTB 60

pakowane w folię bąbelkową
verpackt in Blasefolie
wrapped with bubble foil



netto 3
brutto 4

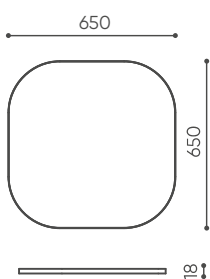


LP LTB 90

pakowane w folię bąbelkową
verpackt in Blasefolie
wrapped with bubble foil



netto 4
brutto 5

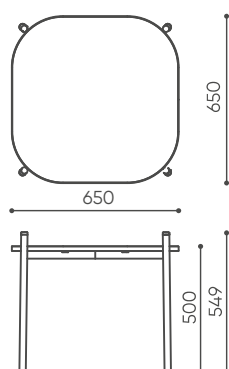


LP LTB 180

pakowane w folię bąbelkową
verpackt in Blasefolie
wrapped with bubble foil



netto 6
brutto 7

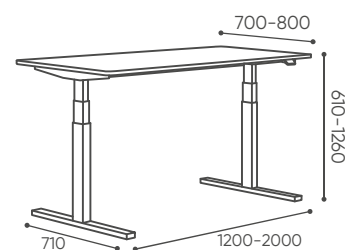


LP TB F650

pakowane w folię bąbelkową
verpackt in Blasefolie
wrapped with bubble foil



netto 15
brutto 16



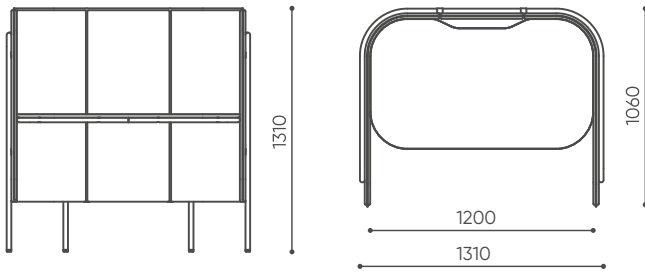
LP HR

waga samej konstrukcji
weight of the base itself
Gewicht der Gestell selbst



netto 15

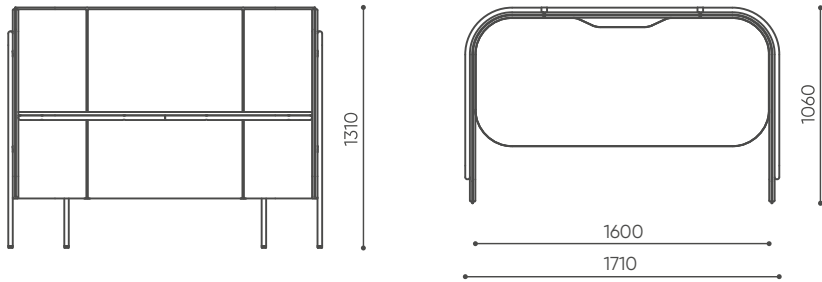
leaf_pod



H: 1555
L: 1200
W: 800

kg
netto 70
brutto 95

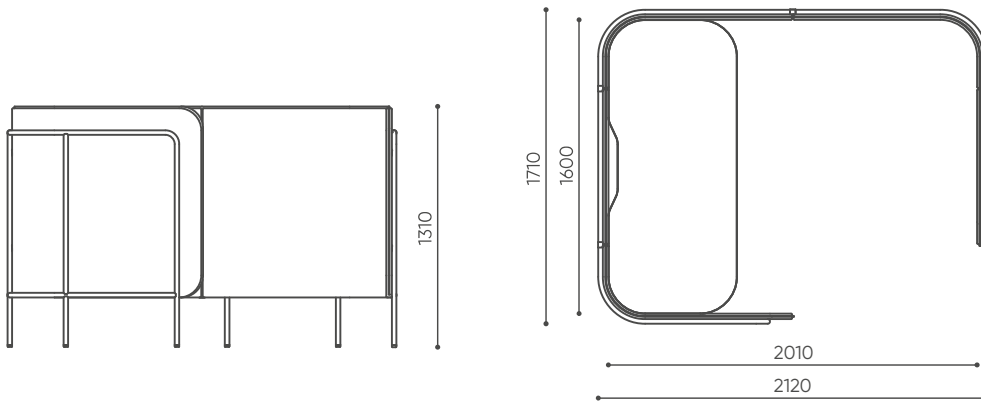
LPS F S H1



H: 1740
L: 1200
W: 800

kg
netto 80
brutto 106

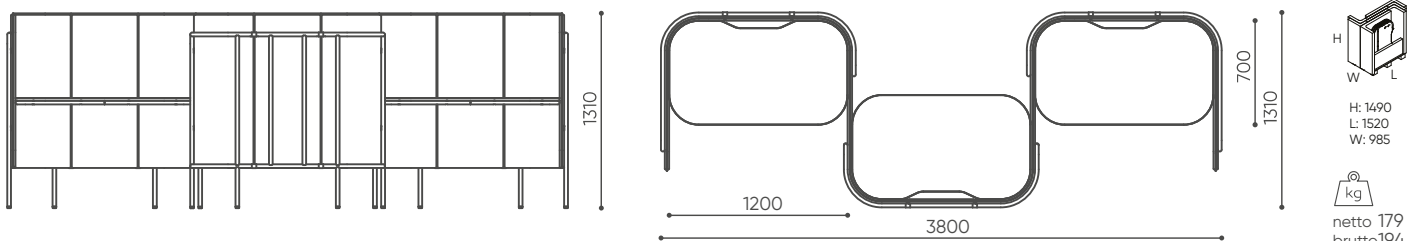
LPS F M H1



H: 1740
L: 1200
W: 800

kg
netto 89
brutto 118

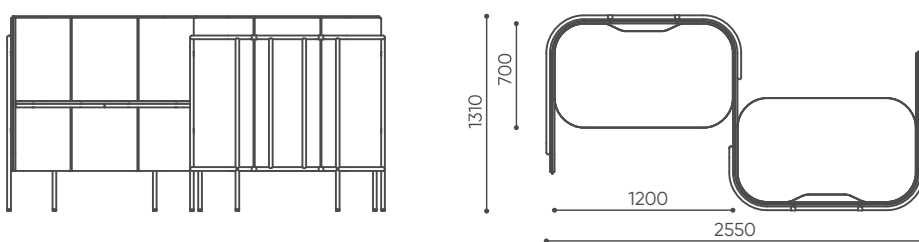
LPS F XL H1



H: 1490
L: 1520
W: 985

kg
netto 179
brutto 194

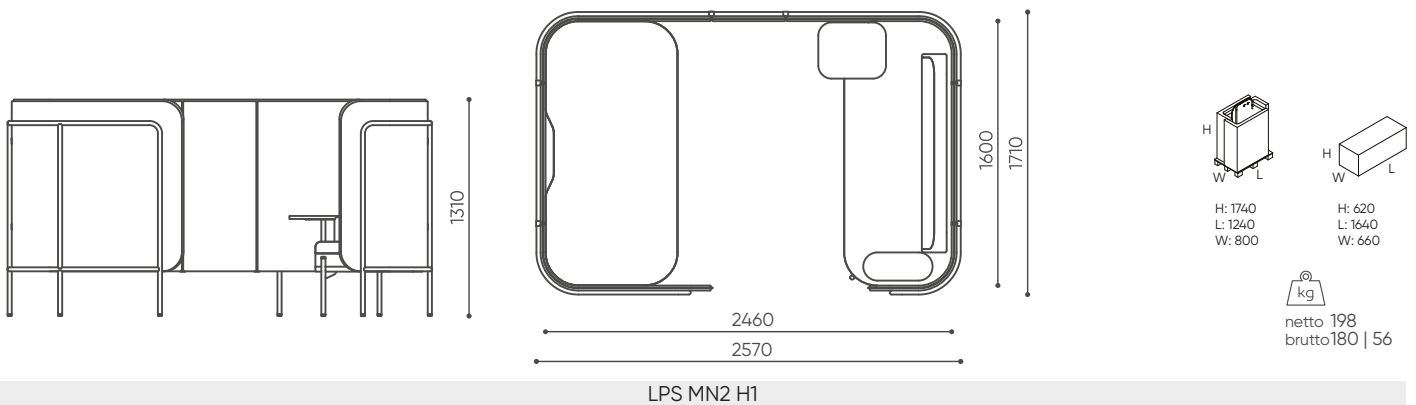
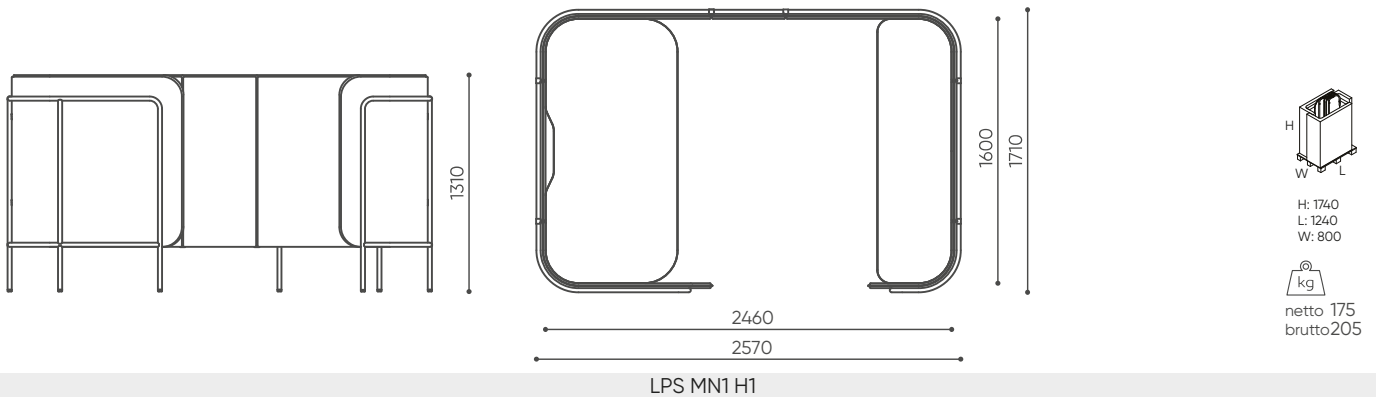
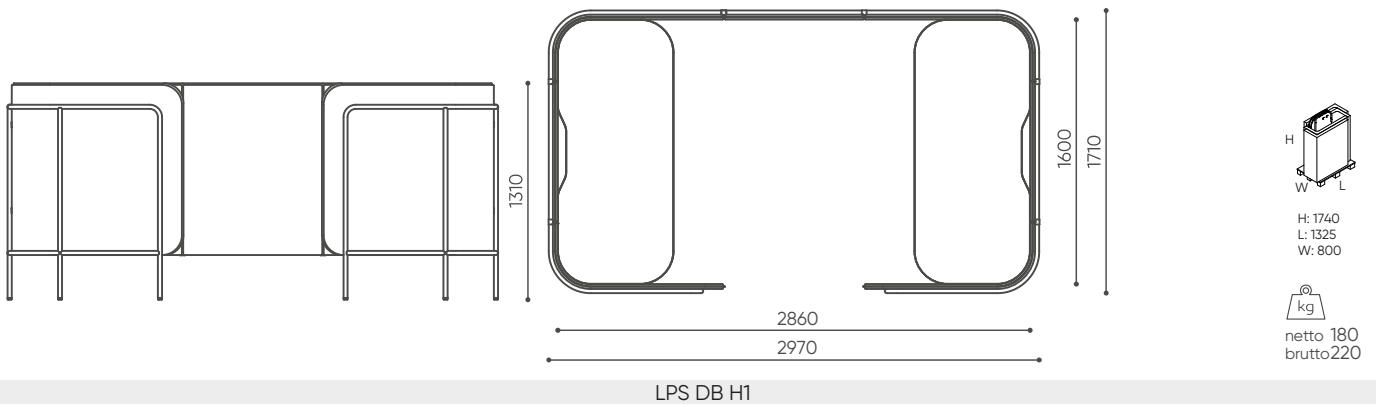
LPS SN3 H1

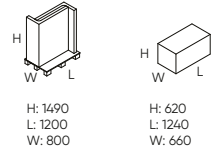
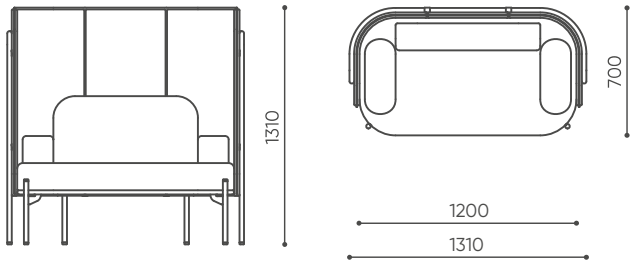


H: 1490
L: 1520
W: 985

kg
netto 116
brutto 142

LPS SN2 H1



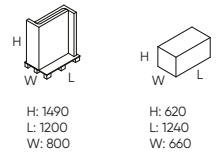
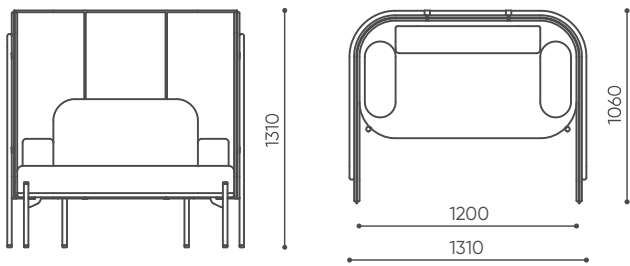


H: 1490
L: 1200
W: 800

H: 620
L: 1240
W: 660

kg
netto 87
brutto 75 | 45

LPS SC S H1

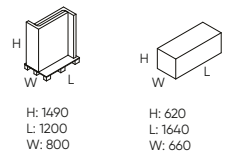
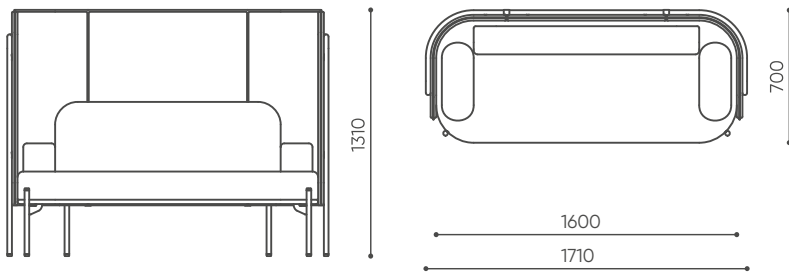


H: 1490
L: 1200
W: 800

H: 620
L: 1240
W: 660

kg
netto 94
brutto 92 | 45

LPS SU S H1

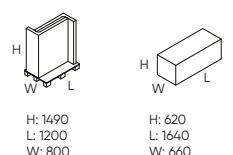
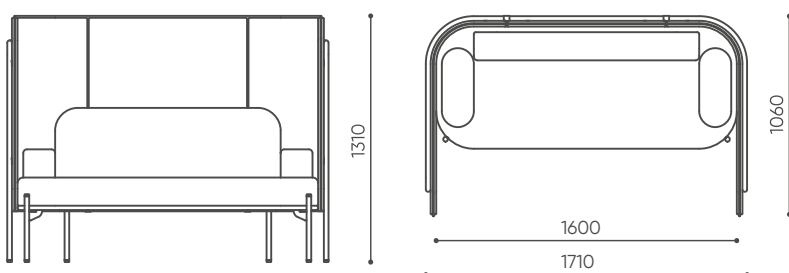


H: 1490
L: 1200
W: 800

H: 620
L: 1640
W: 660

kg
netto 98
brutto 80 | 50

LPS SC M H1

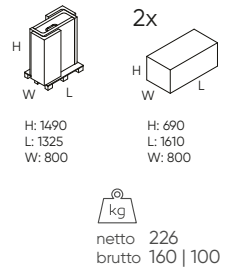
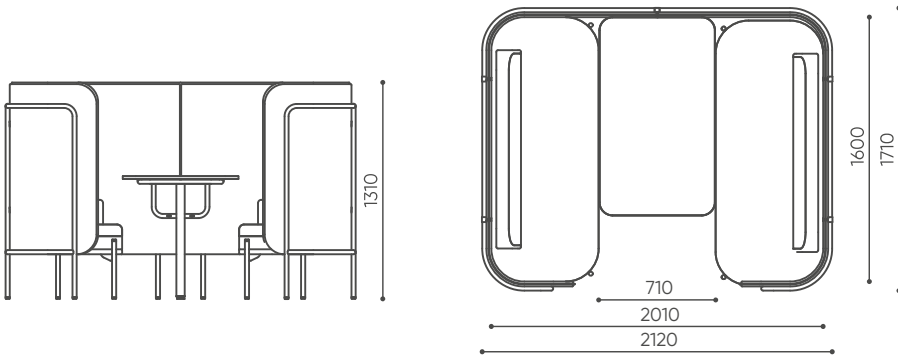


H: 1490
L: 1200
W: 800

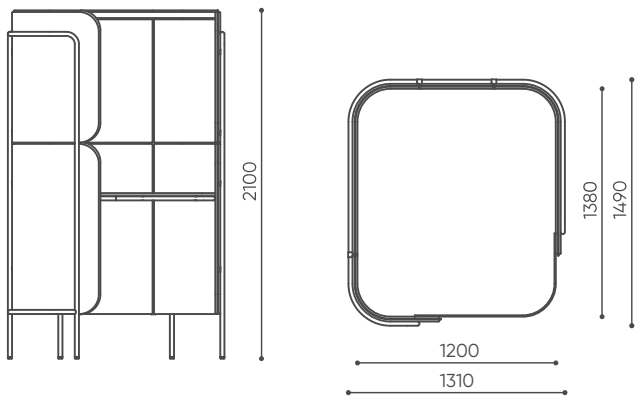
H: 620
L: 1640
W: 660

kg
netto 110
brutto 92 | 50

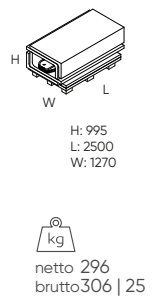
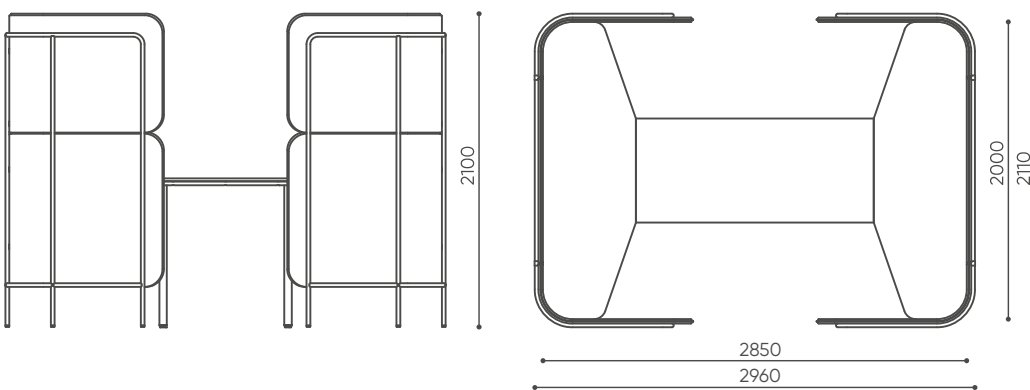
LPS SU M H1



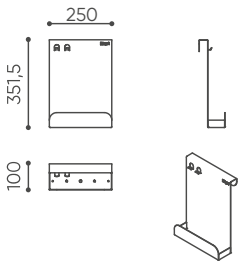
LPS CH1 H1



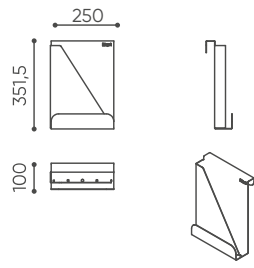
LPS ST H3



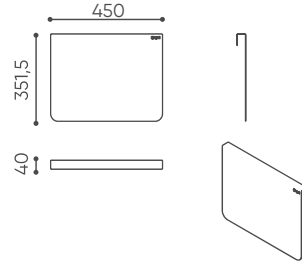
LPS BR H3



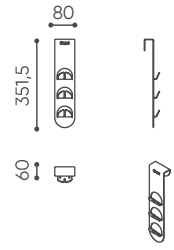
LP O PK



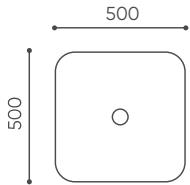
LP O DL



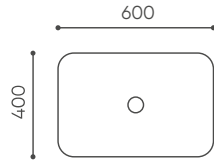
LP O MB



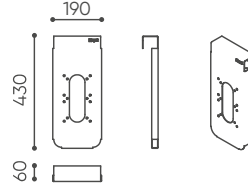
LP O OH



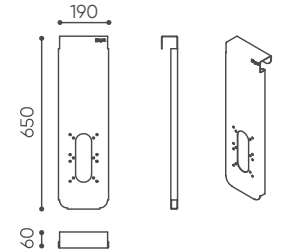
PP G 50X50



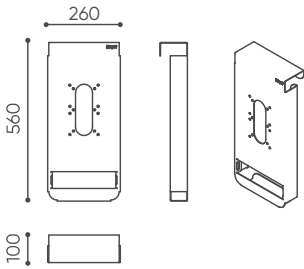
PP G 60X40



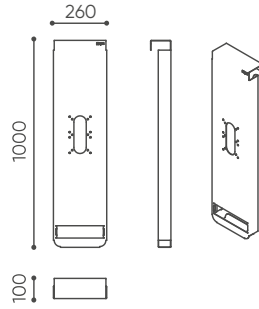
LP TV H1



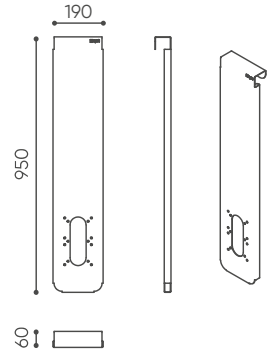
LP TV H3H



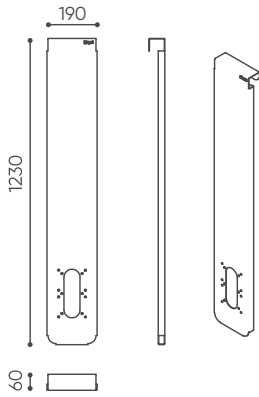
LP TVM H1



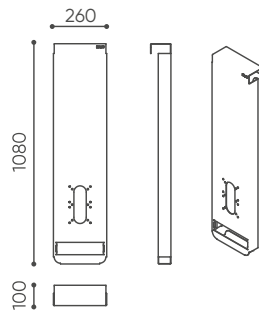
LP TVM H3H



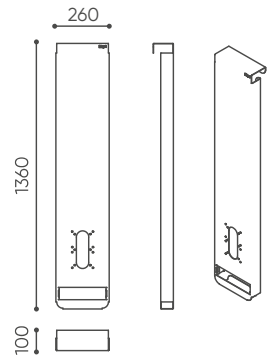
LP TV H2



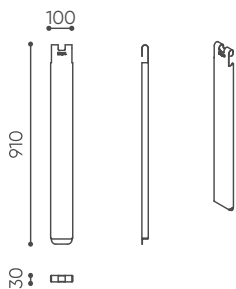
LP TV H3L



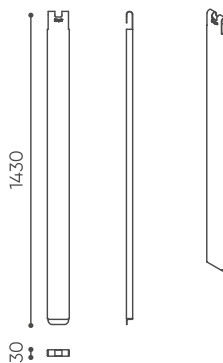
LP TVM H2



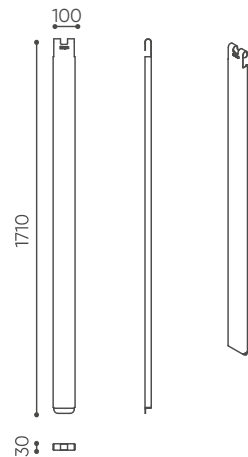
LP TVM H3L



LP CM V H1



LP CM V H2



LP CM V H3